



**FAIRFIELD FORWARD**

**COMMUNITY IMPACT CELEBRATION**



# FAIRFIELD FORWARD

Fairfield forward began implementation in the second half of 2017.  
Through December 2024, Fairfield Forward has:

Impacted a total of  
41,046 individuals through  
its EBIs/interventions

41,046

Implemented a total of 10  
EBIs/Interventions during  
their time with HPHC

10

Implemented a total of 70  
Policy, System and/or  
Environmental Changes

70

# FAIRFIELD FORWARD

The 10 interventions implemented by Fairfield focus on **physical activity, nutrition, and prevention**. Interventions include the following:



Active-Ed Walkabouts



SNAP/EBT at Farmers Markets



Kids in Parks Track Trails



Diabetes Prevention Program



Working Well



Community Gardens



Built Environment Approaches



Healthy School Time Programs



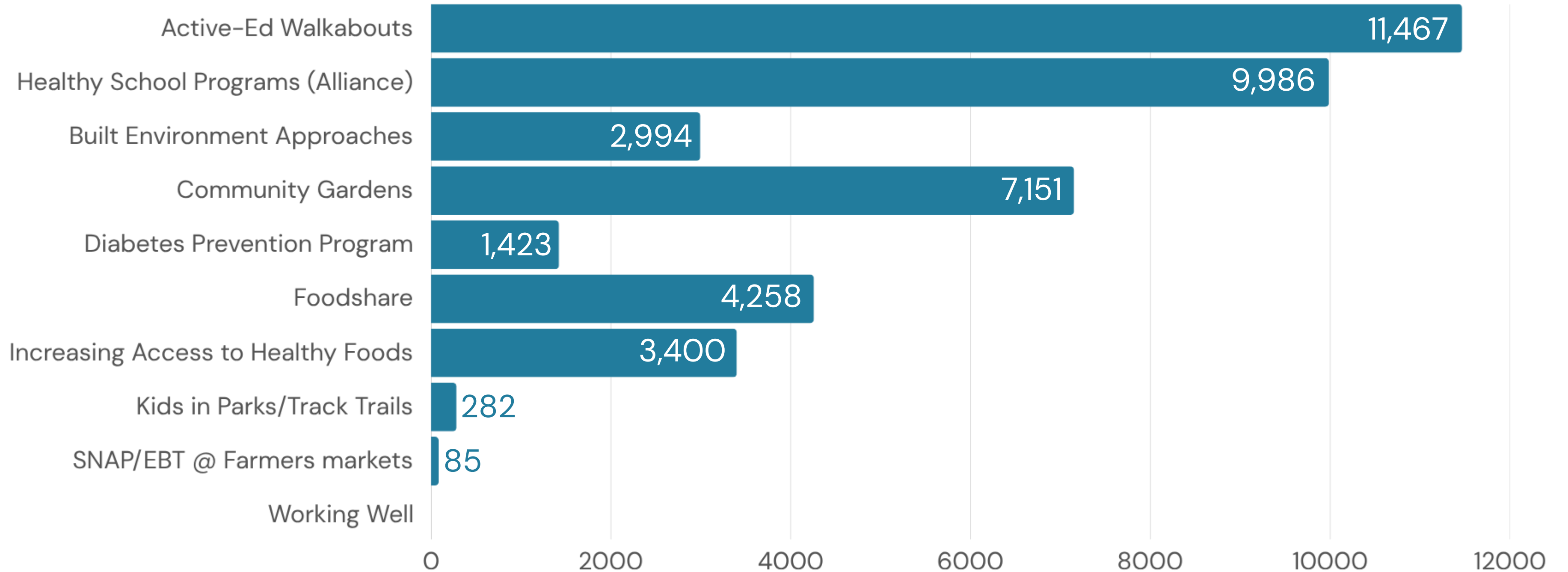
Increasing Healthy Food Access



Foodshare

# FAIRFIELD FORWARD

When we look at the **41,046 people impacted**, this is how many have been impacted by each intervention:



# FAIRFIELD FORWARD

Looking at the **70 PSE changes** implemented by Fairfield, totals for each type of change are:

**14**

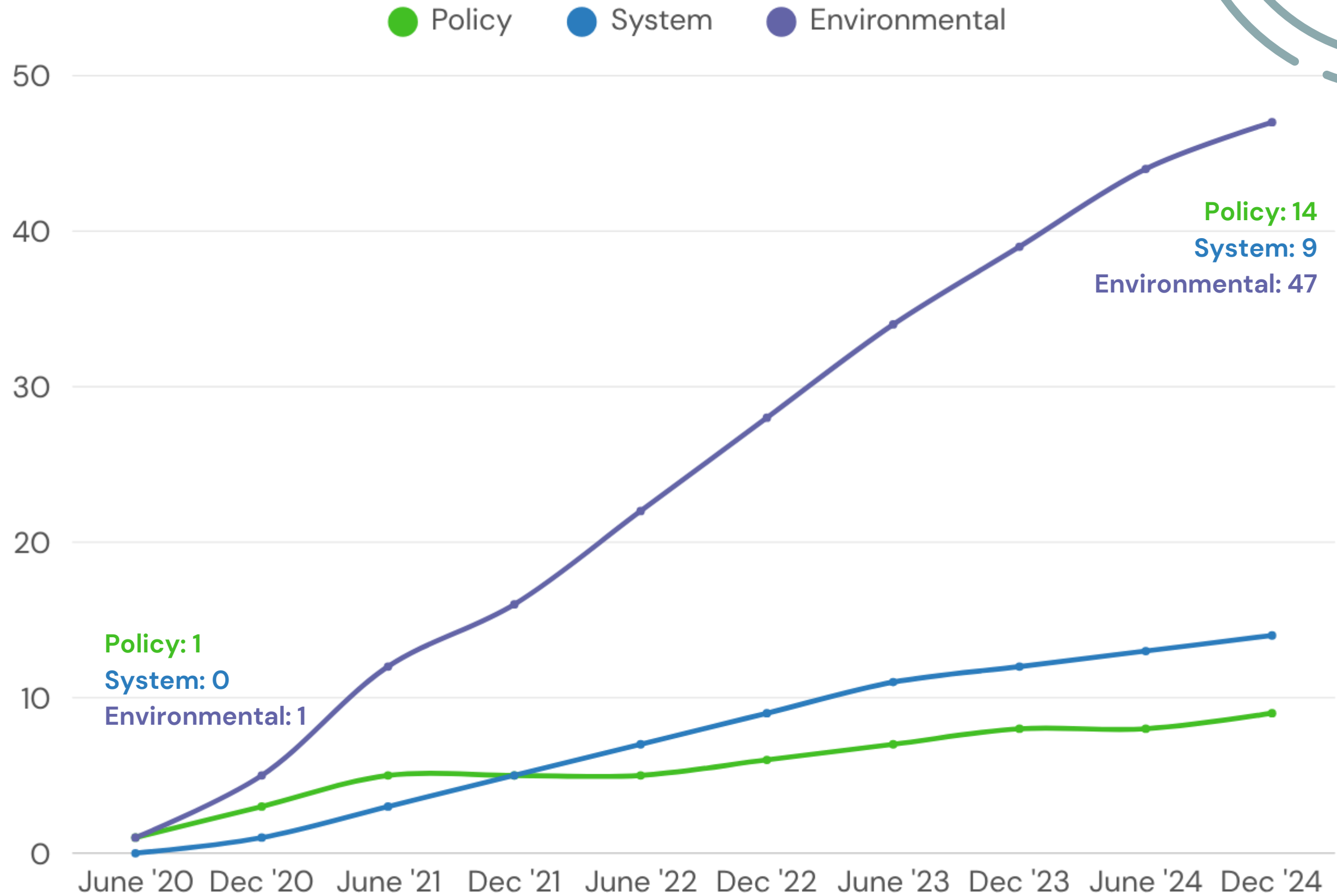
**POLICY**

**9**

**SYSTEM**

**47**

**ENVIRONMENTAL**



# FAIRFIELD FORWARD

Examples of specific **Policy, System and Environmental changes** implemented by Fairfield Forward include:



- Written partnership agreement to complete the Healthy Schools Assessment & composition of Wellness Plans (Dec 2020)
- Foodshare pickup policies at Prisma Health Family Medicine (Dec 2022)



- School based Walkabouts programs: 100+ participants, 50+ miles walked, 500+ minutes moved (June 2022)
- Acceptance of SNAP/EBT at Farmers Markets (Dec 2023)
- SoulDance fitness classes: 40+ members, 200+ participants (Dec 2024)

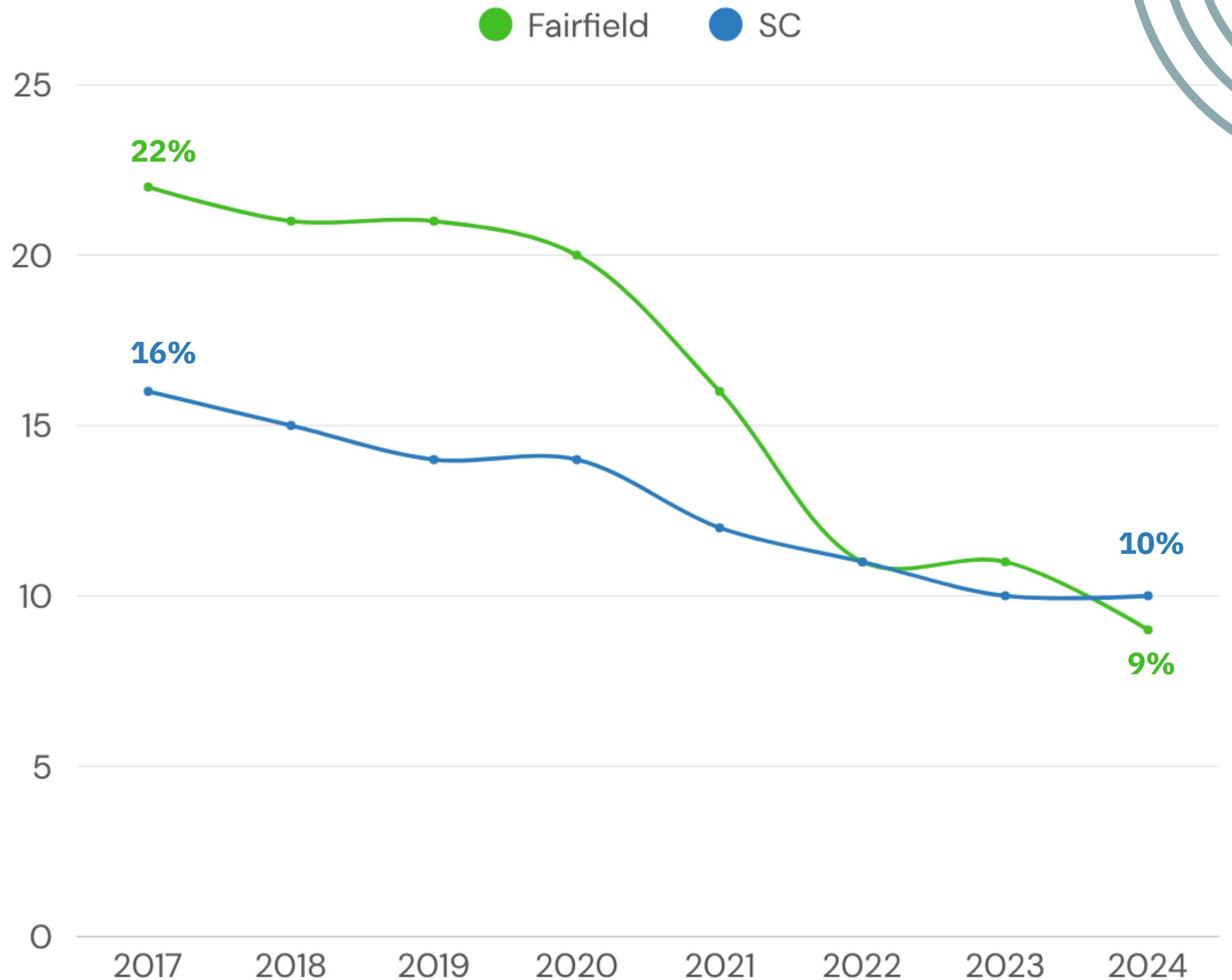


- Foodshare refrigerator units installed (June 2021)
- Installation of water bottle filling stations in schools (Dec 2023)
- Community gardens in the Winssboro Arms community & Prisma Health (Dec 2024)

# FAIRFIELD FORWARD

Part of Fairfield Forward's focus was around healthy eating. When we look at related health outcomes during their time participating in HPHC, we see that Fairfield County experienced a **13% decrease in Food Insecurity** from 2017 to 2024.

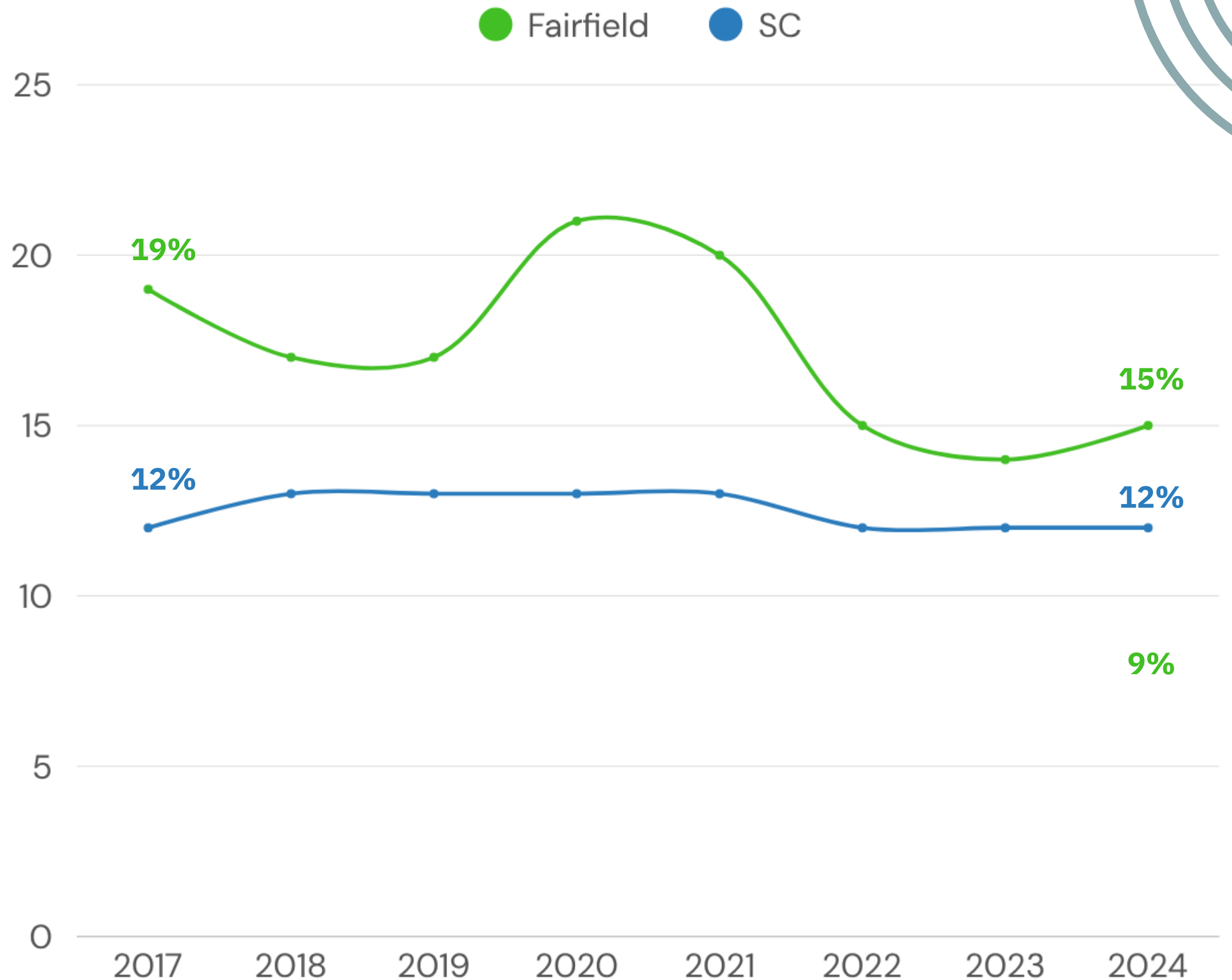
*\*we cannot claim Fairfield Forward alone caused the decrease, but the coalition's work likely impacted this decrease*



# FAIRFIELD FORWARD

Similarly, if we look at health outcomes related to prevention, we see a **4% decrease in diabetes prevalence** in Fairfield County from 2017 to 2024.

*\*we cannot claim Fairfield Forward alone caused the decrease, but the coalition's work likely impacted this decrease*





**ELIJAH CHRISTIAN, MPH**  
MANAGER, DATA & MEASUREMENT  
SC Hospital Association

echristian@scha.org  
803-454-6979

