

Community Profile



Moving Toward a Healthier Fairfield County

Based on the 2018 County Health Rankings, Fairfield County is ranked **34th** out of 46 counties in South Carolina for health outcomes, which measures length and quality of life and is ranked **29th** for health factors, which measures health behaviors, clinical care, social and economic factors, and physical environment ¹

Fairfield County Demographics

Population = 22,653

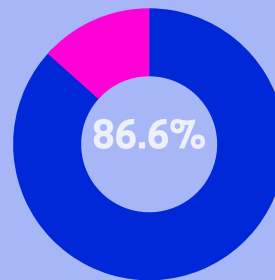
Non-Hispanic Black 59%

Non-Hispanic White 38%

Hispanic 2%

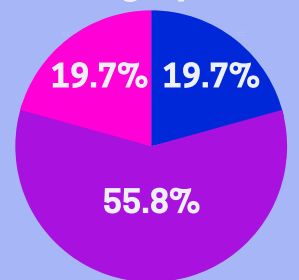
Median Household Income = \$34,004

High School Education



7% Unemployment

Age Demographics



Over 65
18-64
Under 18

Fairfield County Health Statistics

3 Leading Causes of Death ²



Diabetes



Heart Disease



Cancer

Physical Inactivity

Adults 29%

Children 76.3%

Obesity Rates

Adults 39%

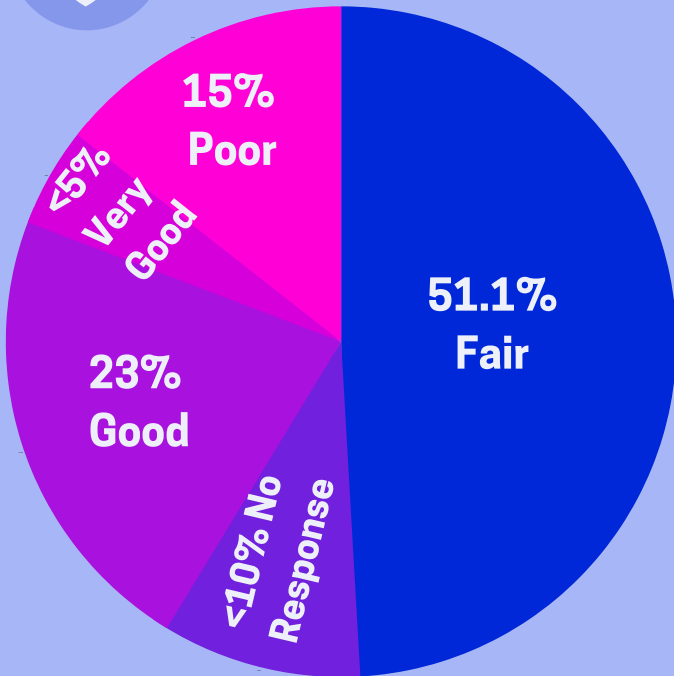
Children 22.8%

Fairfield County Community Health Assessment Results

Fairfield County leaders conducted a community health assessment to determine how residents feel about their health, their healthy eating, community health concerns, and areas in need of improvement. In 2017, **753 residents were surveyed**.³



How would you describe the overall health of your community?



What are the 3 most concerning health issues in Fairfield County?

41.33% High Blood Pressure

38.91% Overweight & Obesity

38.55% Alcohol Use



What are the 3 main reasons for not seeking health care?

69.17% No Insurance

41.92% No way to get there

37.73% No family doctor

Barriers to Healthy Food Consumption



62.93% eat fast food regularly



53.05% Too Expensive



53.17% Don't cook at home



25.49% Too tired after work



18.41% No grocery store near

1. County Health Rankings and Roadmaps, Robert Wood Johnson Foundation, 2018.

2. SC DHEC Vital Statistics, 2016.

3. Community Health Needs Assessment, Fairfield Community Coordinating Council, 2018.